



ISO GRAPHICAL  
SYMBOLS HELP US EVERY DAY.  
FIND OUT HOW!

The international language of  
**ISO graphical symbols**

## About ISO

ISO is the International Organization for Standardization.

It has a membership of 159 national standards bodies from countries large and small, industrialized, developing and in transition, in all regions of the world.

ISO's portfolio of more than 18 100 standards provides business, government and society with practical tools for economic, environmental and societal dimensions of sustainable development.

ISO/COPOLCO has developed this leaflet to raise public awareness of ISO graphical symbols which transmit safety messages and other important information without creating language barriers.

## About ISO/COPOLCO

The ISO Committee on consumer policy (ISO/COPOLCO) is ISO's forum for promoting consumers' interests in standardization. Its purpose is to focus input of consumers' views into ISO's policies, procedures, standards and services, and to help consumers around the world benefit from standardization.

*For further reference, see "Shapes and colours" on page 27, and "References and useful Websites" on page 33.*

## The international language of **ISO graphical symbols**

Graphical symbols are vital for giving information when written words are not adequate. International Standards developed by ISO (International Organization for Standardization) provide people all over the world with a coherent set of graphical symbols to help overcome language and other barriers.

A technical committee, [ISO/TC 145](#), *Graphical symbols*, has defined internationally accepted requirements for designs, colours, content and shapes of graphical symbols.

These symbols convey important messages about product features, directions and other aspects of daily life – whether at work, at home, or for leisure. Critical areas include health and safety-related warnings, prohibitions and mandatory actions.

We invite you to see first-hand how ISO graphical symbols help keep you safe and well-informed. **Join the Smith family as they discover just how useful ISO graphical symbols can be when they leave on holiday for the fictitious country of “Ambrosia”.**

After your tour is over, visit us at [www.iso.org](http://www.iso.org)





Parking or car parking




Money/currency exchange  
or bureau-de-change



WHERE IS OUR GATE,  
PLEASE?

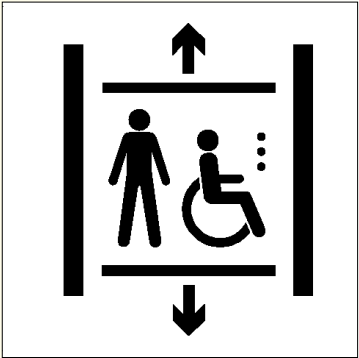
THROUGH THE DOORS AT  
THE END OF THE TERMINAL.  
FOLLOW THE DEPARTURES  
SIGN.



Flight departures





GLAD TO HAVE THE WHEELCHAIR  
BACK! BUT I CAN'T GET UP  
THE ESCALATOR!



Accessible elevator or lift

THERE'S THE LIFT!





Restaurant



OH NO, EMILY, NOT AGAIN! WELL, I JUST SAW WHERE TO CHANGE YOUR NAPPY...



Baby care or nursery



WATCH YOUR STEP ON  
THE WAY, DEAR!



Rosa



Slippery surface



NO PACEMAKERS ALLOWED  
HERE. HOW WILL WE MANAGE WITH  
MY MOTHER-IN-LAW?



PLEASE PROCEED  
THIS WAY.



No access for persons with  
pacemakers



THAT FLIGHT WENT SMOOTHLY,  
DIDN'T IT? BUT HOW DO WE GET OUT  
OF HERE? I DON'T UNDERSTAND ANY  
OF THIS...



HERE WE GO  
- WAY OUT!

Way out or exit





NOW FOR THE RENTAL  
CAR I RESERVED...





Car rental

...LOOKS LIKE  
THAT MUST BE  
THERE!



IT'S GOOD TO BE ON  
OUR WAY AT LAST, BUT PITY ABOUT THE BAD  
WEATHER! WE MIGHT AS WELL HAVE STAYED  
AT HOME!

I JUST HAVE TO FIND  
WHERE TO ADJUST THE BEAM...  
AAH! HERE IT IS!

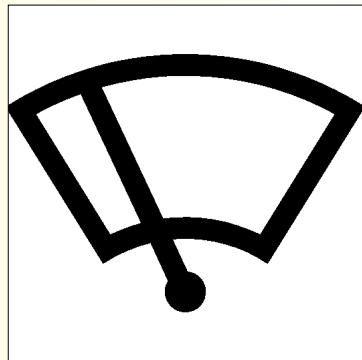


Low beam for the lights




IT'S REALLY  
RAINING HARD...

THIS CAR IS VERY DIFFERENT FROM OURS  
BUT THE WINDSCREEN WIPER SYMBOL IS  
THE SAME – THAT HELPS!



Windscreen wiper

ACCORDING TO MY DIRECTIONS  
THE HOTEL MUST BE TO THE  
LEFT, DO YOU SEE ANYTHING?



Hotel

YES! I CAN SEE THE  
HOTEL SIGN – THAT  
MUST BE IT!



Next day

WHAT A LOVELY PLACE, ISN'T IT?  
IT'S WARM AND SUNNY TODAY –  
VERY NICE FOR A SWIM.




LOOKS LIKE IT'S  
SHALLOW WATER.



No diving





No jumping into water




OH NO, THE  
FIRE ALARM!



Fire alarm call point

LET'S GET OUT  
EVERYONE!






Emergency exit



WHERE DO WE GO  
NOW?

I THINK WE HAVE  
TO GATHER OVER  
THERE.

Rosa




Evacuation assembly point



Next day

OH, I HAVEN'T FELT WELL  
SINCE I TOOK THAT DRINK  
FROM THE TAP...

OH, MOTHER!  
DIDN'T YOU SEE  
THE "NO DRINKING  
WATER" SIGN?



Not drinking water

I NEED TO GO TO  
THE DOCTOR.



DON'T WORRY GRANDMA,  
I SEE THE HOSPITAL SIGN!



Hospital



I AM SO HAPPY YOU'RE FEELING BETTER, MOTHER, SHALL WE TAKE EMILY TO THE BEACH?

THAT WOULD BE LOVELY, DEAR, AND I JUST SAW THE INFORMATION SIGN!



**i**

Information



Meanwhile, Dad and Jack decide to do something more adventurous...

WHY DO WE HAVE TO PUT THESE FUNNY THINGS ON?

THE SIGN THERE TELLS US TO WEAR LIFE JACKETS BECAUSE WE ARE GOING IN A SPEEDBOAT.



Wear personal flotation devices



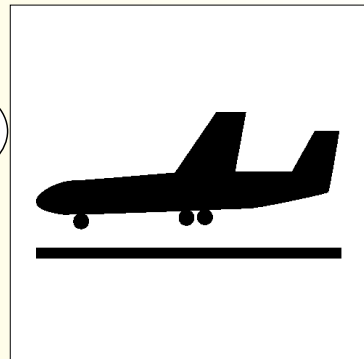
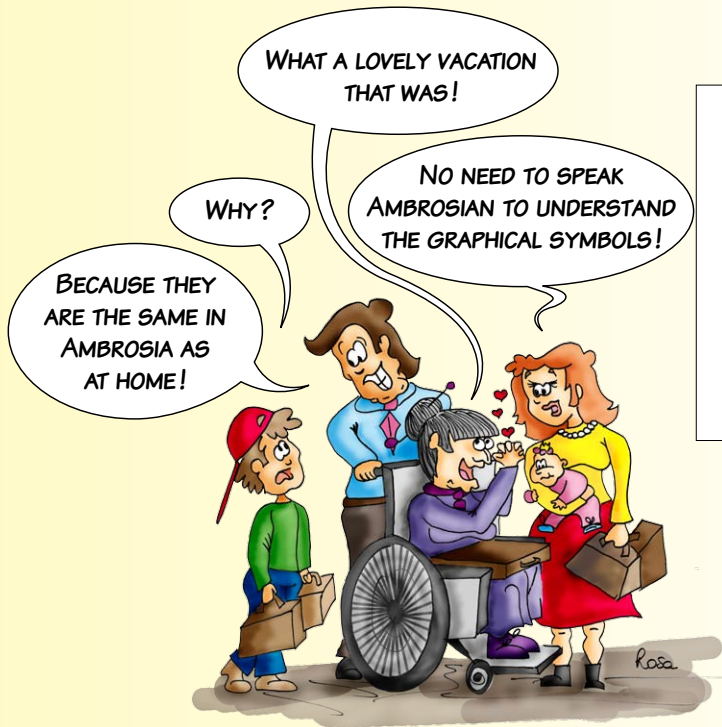


Surf craft area



No swimming





Flight arrivals

## Shapes and colours of international safety signs

The safety signs illustrated in this leaflet comply with design rules standardized and published by ISO.

The general public will encounter safety signs in a variety of situations, including in workplaces, public areas and on products. The standardized colours and basic shapes for safety signs are therefore important in helping to ensure that the different types of safety signs, and the safety messages they convey, are easily recognizable.

Several safety signs are included in the story of the Smith family's holiday. In some cases, safety signs will be accompanied by additional signs or supplementary text to help make the safety message clear.

*Further examples of types of safety signs are shown on the following pages.*



## Warning sign

### How to recognize ?

Yellow triangle with black border and black symbol.

### What is the type of safety message ?

Warns of hazards which could result in personal injury or threat to health.

*This sign will be accompanied by text or additional signs to explain the reasons for the warning.*



*General warning sign*



*Warning : Electricity*



*Warning : Hot surface*

## Prohibition sign

### How to recognize ?

Red ring and diagonal bar with black symbol on white background.

### What is the type of safety message ?

Specifies behaviour that is prohibited because it would result in an immediate or potential risk of personal injury or threat to health.

*This sign will be accompanied by text or additional signs to explain the nature of the prohibition.*



*General prohibition sign*



*No smoking*



*Do not use lift in the event of fire*

## Mandatory action sign

### How to recognize ?

Blue circle with white symbol.

### What is the type of safety message ?

Specifies an action required to safeguard personal health and/or avoid risk of personal injury.

*This sign will be accompanied by text or additional signs to explain the nature of the required action.*



*General mandatory action sign*



*Wear protective gloves*



*Refer to instruction manual/booklet*

## Safe condition sign

### How to recognize ?

Green square with white symbol.

### What is the type of safety message ?

Identifies evacuation routes and assembly points.

Indicates the location of first aid and emergency equipment or a safety facility or a safety action.



*Emergency telephone*



*Break to obtain access*



*Emergency exit (right hand)*

## Fire safety sign

### How to recognize ?

Red square with white symbol, and always including representation of flames in white.

### What is the type of safety message ?

Indicates the location of fire equipment.



*Fire extinguisher*



*Fire alarm call point*

## References and useful Websites

- ISO Online : **www.iso.org**
- ISO Concept Database (including standardized terms, graphical symbols and codes) : **http://cdb.iso.org**

## Relevant International Standards

The [ISO 3864](#) series of standards which specifies design requirements, including shapes and colours, for safety signs.

[ISO 7000](#), *Graphical symbols for use on equipment – Index and synopsis*

[ISO 7001](#), *Graphical symbols – Public information symbols*

[ISO 7010](#), *Graphical Symbols – Safety colours and safety signs – Registered safety signs*


[ISO 17724](#), *Graphical symbols – Vocabulary*

[ISO 20712-1](#), *Water safety signs used in workplaces and public areas*

[ISO 20712-3](#), *Water safety signs and beach safety flags – Guidance for use*

[ISO 22727](#), *Graphical symbols – Creation and design of public information symbols – Requirements*

[ISO/IEC Guide 74](#), *Graphical symbols – Technical guidelines for the consideration of consumers' needs.*



## ISO Central Secretariat

1, chemin de la Voie-Creuse  
Case postale 56  
CH - 1211 Genève 20  
Switzerland  
E-mail [central@iso.org](mailto:central@iso.org)  
Web [www.iso.org](http://www.iso.org)



*ISBN 978-92-67-10521-5*

*© ISO, 2010-02/3000. All rights reserved*